

November 15, 2017

To,
National Securities Exchange of India Limited
Listing Department
Exchange Plaza,
Bandra Kurla Complex,
Bandra (E), Mumbai – 400051

Dear Sir/Madam,

Trading Symbol: ZOTA

Sub: Intimation for Investor Presentation

Ref: Regulation 30 of SEBI (Listing Obligations and Disclosure Requirements) Regulation, 2015

Pursuant to Regulation 30 of SEBI (Listing Obligations and Disclosure Requirements) Regulation, 2015, please find enclosed herewith the investor presentation of the Company for the unaudited financial results for the half year ended on September 30, 2017.

Kindly take the same on your record.

Thanking you,

Yours faithfully,

For Zota Health Care Limited


Ashvin Variya

Company Secretary & Compliance Officer

Place: Surat



Encl: a/a

Corporate Office :

Zota House, 2/896, Hira Modi Street,
Sagrampura, Surat - 395 002 | Ph: +91 261 2331601
Email: info@zotahealthcare.com
Web : www.zotahealthcare.com

Plant :

Plot no. 169, Surat Special Economic Zone,
Nr. Sachin Railway Station, Sachin,
Surat - 394 230 (Guj.) India
Ph: +91 261 2397122

Zota Health Care Limited

Investor Presentation

November 2017



Half year performance (CAGR)

September 30, 2017

- Revenue ▲ 10.95%
- EBIDAT ▲ 31.33%
- Profit before tax ▲ 45.17%
- Profit after tax ▲ 45.24%
- EPS ▲ 18.65%
- Net worth ▲ 142.24%
- Export ▲ 113.09%

Note: CAGR has been calculating by comparing financial data of half year ended on September 30, 2017 with financial data of year ended on March 31, 2017.

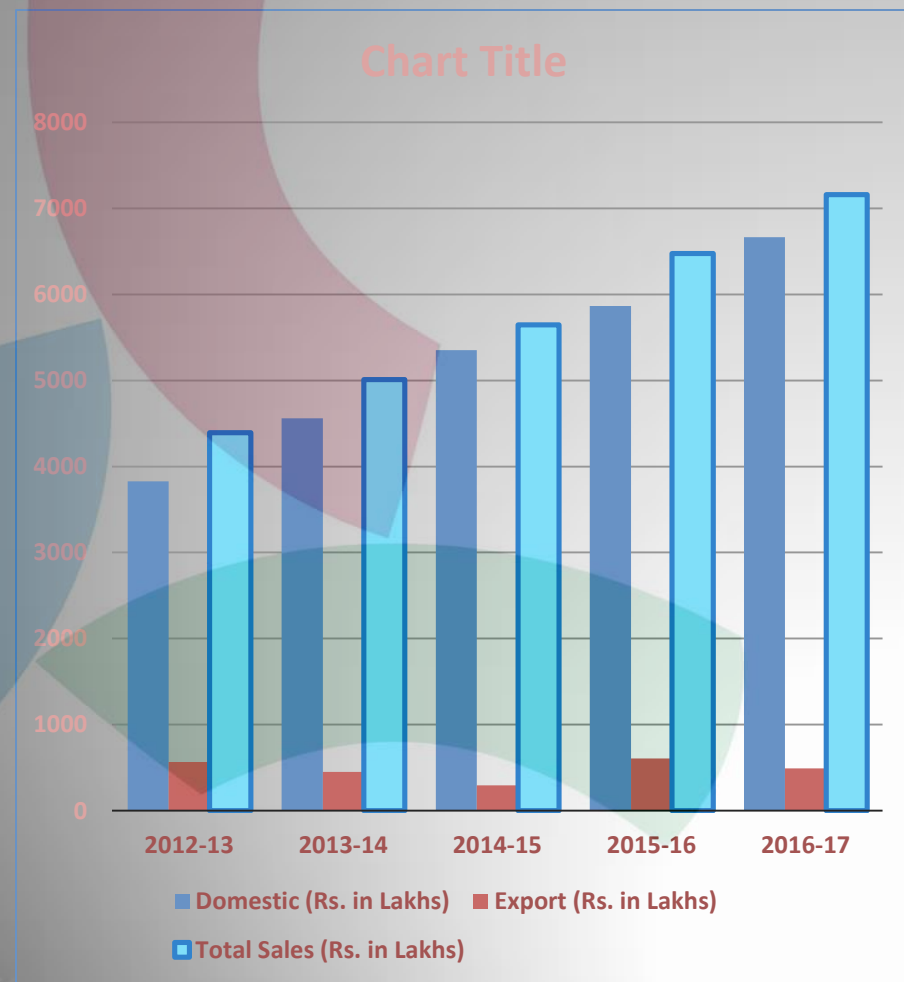
Half Yearly Financial Statement

September 30, 2017

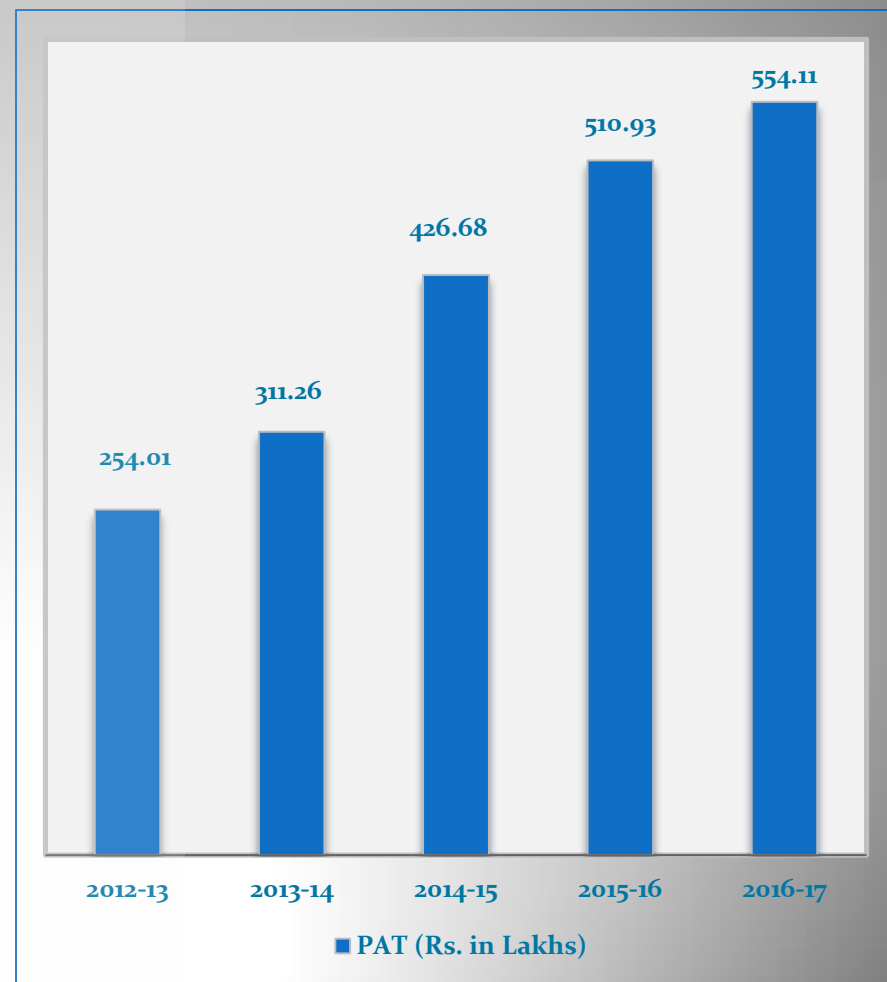
Particulars	As on Half year ended on September 30, 2017	As on year ended on March 31, 2017
		(Rs. in Lakhs)
Revenue	3974.14	7163.64
EBIDAT	661.80	1007.82
EBIDAT Margin	16.65%	14.07%
Profit Before Tax (PBT)	606.95	836.17
Profit After Tax (PAT)	402.40	554.11
Profit After Tax (PAT) Margin	10.12%	7.74%
Earing Per Share	2.29	3.86
Net Worth	6651.36	2276
Export	529.49	493.72

Annual Performance

Revenue

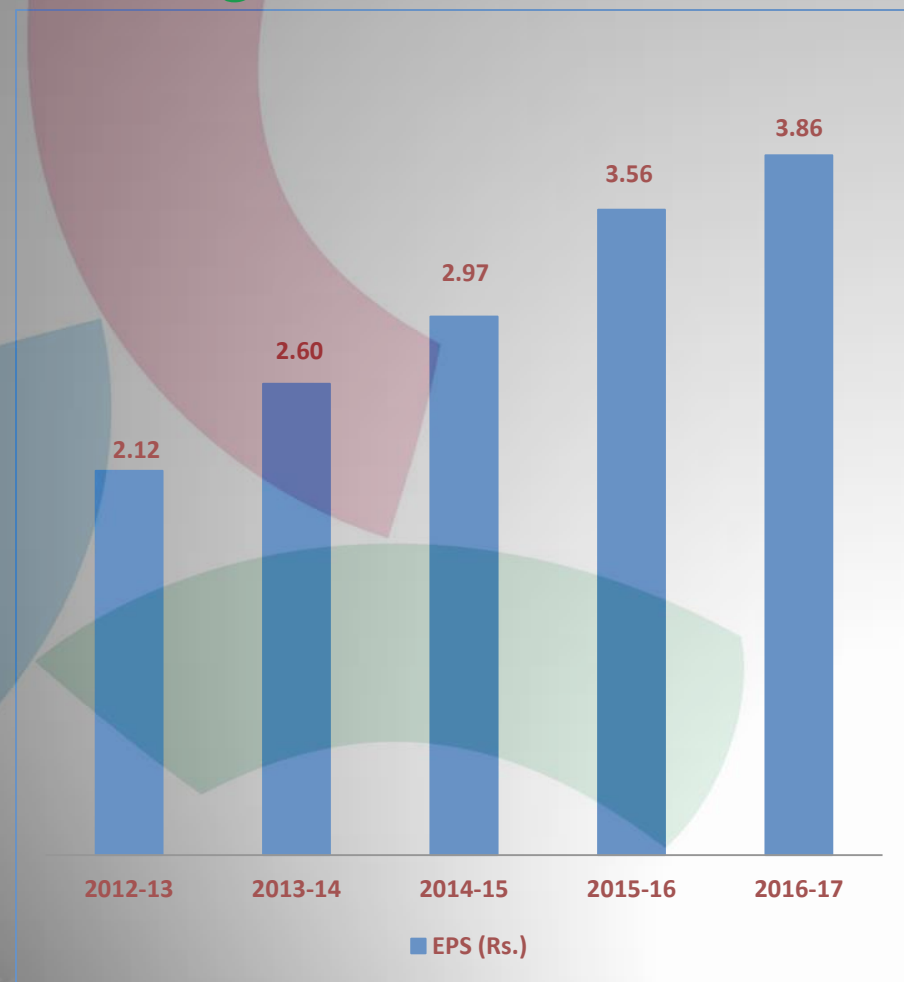


Profit After Tax (PAT)

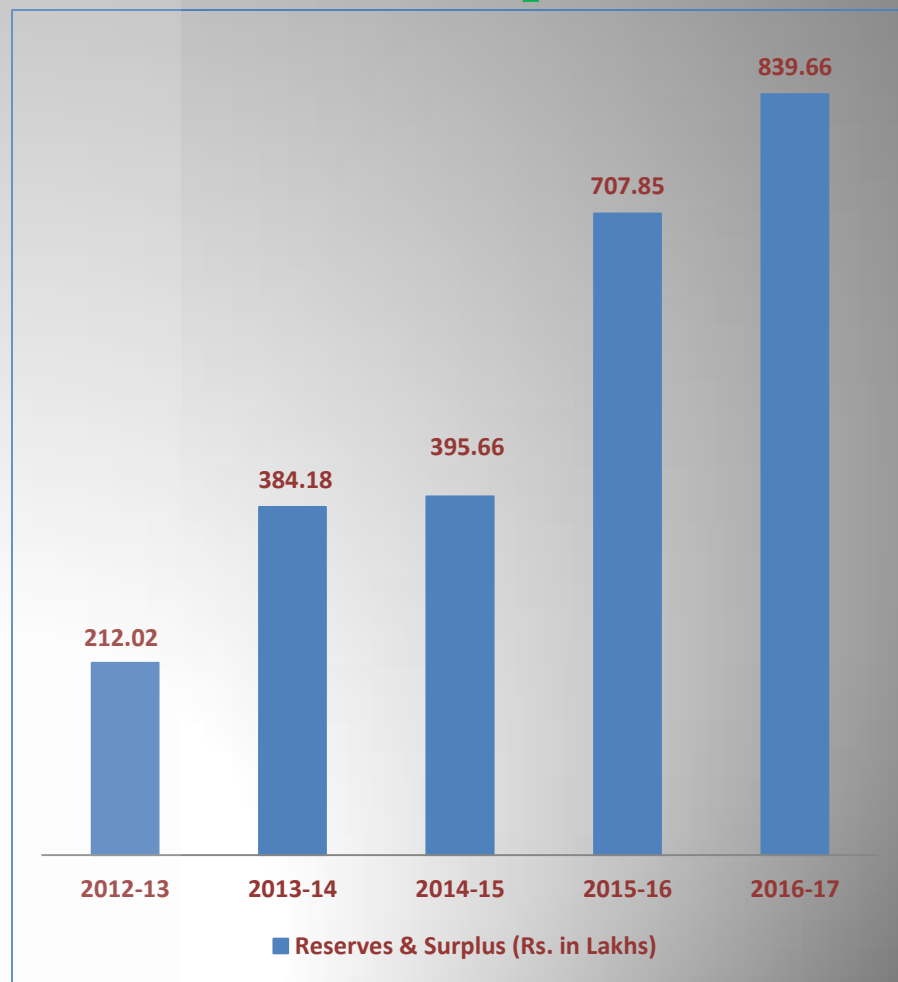


Annual Performance

Earning Per Share



Reserves and Surplus



Disclaimer

- This presentation has been prepared by the Zota Health Care Limited (“the Company”) only for information purpose to the stakeholders and does not contains any offer or invitation to subscribe the securities of the Company.
- This presentation has been prepared for highlighting the growth achieved by the Company during the first half year ended on September 30, 2017.
- This presentation has been prepared on the basis of information and data available with the Company.
- Stakeholders are advise to compare the data provided in the presentation with the full financial results available on the website of the Company as well as on website of NSE Emerge.

Thank You!

